

Reading .mbox files





Suppose you have found yourself in want of leaving an email provider. You have figured out how to export all of your old emails into a file and you have that file on your computer. How do you go about reading those old emails? Your current email client may have a way of import .mbox files, but let's assume you just want to quickly search for something and not bother with a lot of setup.

Using Thunderbird

One method is through [Thunderbird](#).

Steps

1. Download and Install Thunderbird
2. Open Thunderbird and decline all invitations to add an account, at this stage it will create a section called `Local Folders`
3. Right-click `Local Folders` and go to settings.
4. Navigate to the section titled `Local Directory` and click `Browse...`
5. Select the folder that your .mbox file is located within.
6. Restart Thunderbird
7. Click the email tab and the local folder section will be populated with `Trash`, `Outbox`, and a folder name that matches the title of your .mbox file.

Free Computer Club © 2025 by *Glass Hound Computing* is licensed under [CC BY-NC-SA 4.0](#)   


Revision #8

Created 2025-08-03 20:37:09 UTC by Admin

Updated 2025-08-04 15:14:25 UTC by Admin